

STATE OF CHRONIC DISEASE IN NEVADA



20.3%

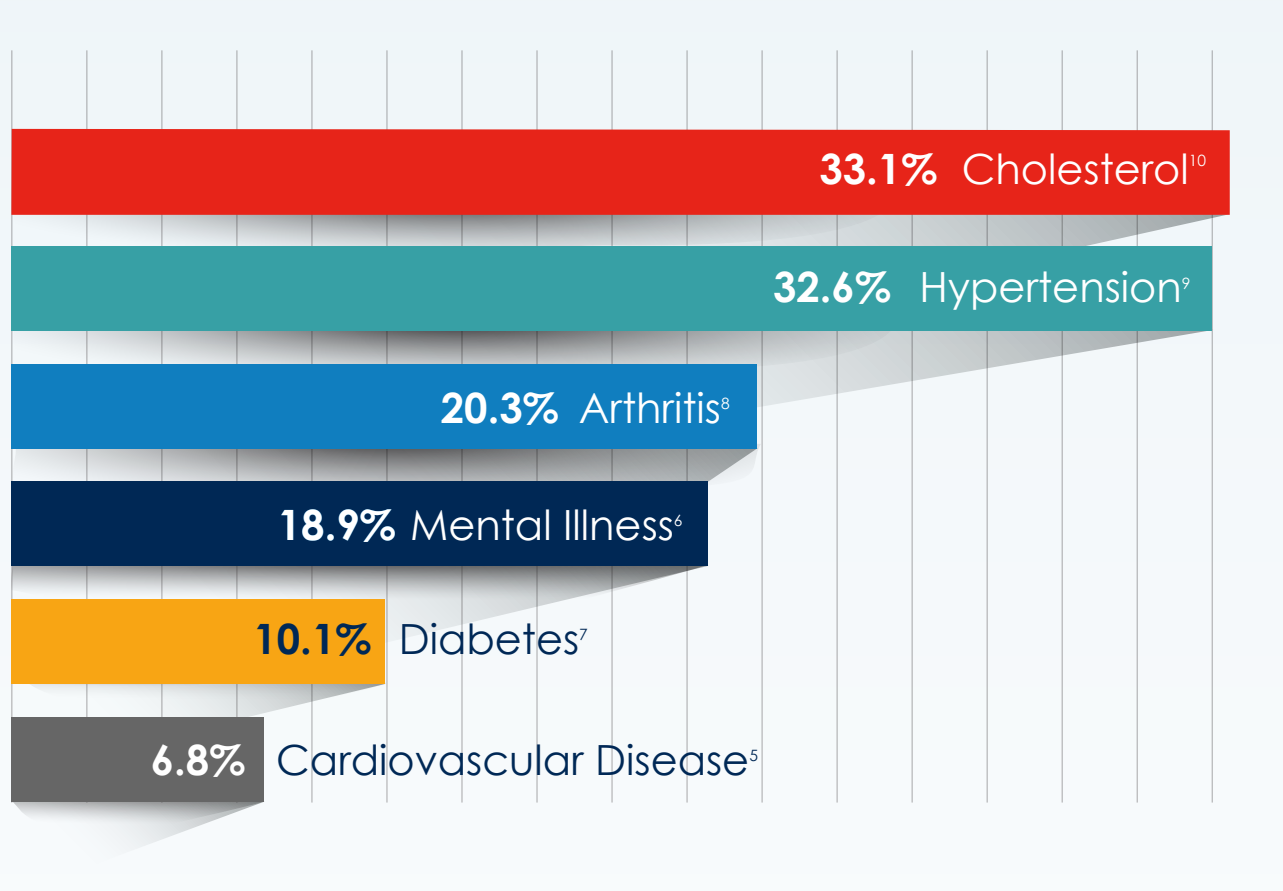
OF ADULTS IN NEVADA REPORT A HEALTH STATUS OF FAIR OR POOR⁴

Health care disparities create undue and significant hurdles for patients in need and disproportionately impact individuals with chronic conditions. It is critical that all patients have equal access to health care services independent of age, ethnicity, socio-economic status or health status.

CHRONIC DISEASE IN THE U.S.



LEADING CHRONIC DISEASES IN NEVADA



ACCESS

23% of rural Americans say access to good doctors and hospitals is a major problem, compared with 18% of urbanites and 9% of suburbanites.¹¹


Rural Americans live an average of 10.5 miles from the nearest hospital, compared with 5.6 for people in suburban areas and 4.4 for those in urban areas.¹¹

It takes Nevadans an average of 13.7 minutes by car to travel to the nearest hospital, compared to 12.9 minutes nationally.¹¹

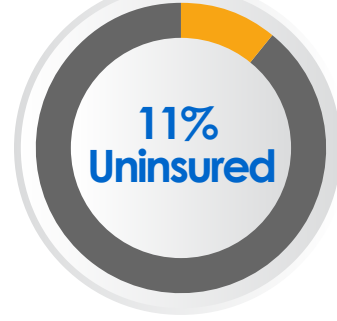
There are 15 Medicare certified rural health clinics¹³ in Nevada, serving more than 277,000 Nevadans living in rural areas.¹²

A wave of rural hospital closures in recent years have raised concerns about access to health care. 64 rural hospitals closed between 2013 and 2017, more than twice the number of closures in the previous five-year period.¹¹

PREVENTION AND AFFORDABILITY



7.2% of adults in Nevada (159,000) have reported an unmet need for mental health treatment, compared to 5.2% nationally¹⁴



11% of Nevada's population is uninsured, compared to 9% nationally¹⁵



16.8% of Nevadans have reported needing to see a doctor but couldn't because of cost, compared to 13.5% nationally¹⁶



Nationally, more than 1 in 3 Medicare beneficiaries spent at least 20% of their income on out-of-pocket costs. Out-of-pocket spending increased for those in fair or poor health, those with low incomes, and those aged 85+. These costs are expected to rise across the board by 2030.¹⁷

QUALITY HEALTH CARE



Nevada mortality for men and women as a result of chronic disease (cancer, diabetes and heart disease)¹⁸



15.6%

Readmitted within 30 Days

Medicare enrollees ages 65 and older in Nevada were readmitted within 30 days of hospital discharge¹⁹

¹Centers for Disease Control and Prevention. "National Center for Chronic Disease Prevention and Health Promotion". 2019.
²Centers for Disease Control and Prevention. "About Chronic Diseases". 2019.
³Centers for Disease Control and Prevention. "Health and Economic Costs of Chronic Diseases". 2019.
⁴Kaiser Family Foundation. "Percent of Adults Reporting Fair or Poor Health Status". 2017.
⁵Kaiser Family Foundation. "Percent of Adults with Cardiovascular Disease". 2017.
⁶Kaiser Family Foundation. "Adults Reporting Mental Illness in the Past Year". 2016-2017.
⁷Kaiser Family Foundation. "Percentage of Adults with Diagnosed Diabetes by Age Group". 2016.
⁸Kaiser Family Foundation. "Percent of Adults who Report Having Arthritis, by Gender". 2017.
⁹Kaiser Family Foundation. "Percent of Adults Who Have Ever Been Told by a Doctor that They Have Hypertension". 2017.
¹⁰Kaiser Family Foundation. "Percent of Adults Who Have Ever Been Told by a Doctor that They Have High Cholesterol". 2017.
¹¹Pew Research Center. "How far Americans live from the closest hospital differs by community type". 2018.
¹²United States Department of Agriculture. Economic Research Service. "State Fact Sheets: Nevada". 2019.
¹³Kaiser Family Foundation. "Number of Medicare Certified Rural Health Clinics". 2018.
¹⁴Kaiser Family Foundation. "Adults Reporting Unmet Need for Mental Health Treatment in the Past Year". 2016-2017.
¹⁵Kaiser Family Foundation. "Health Insurance Coverage of the Total Population". 2018.
¹⁶Kaiser Family Foundation. "Percent of Adults Reporting Not Seeing a Doctor in the Past 12 Months Because of Cost". 2017.
¹⁷Kaiser Family Foundation. "Medicare Beneficiaries' Out-of-Pocket Health Care Spending as a Share of Income Now and Projections for the Future". 2018.
¹⁸Kaiser Family Foundation. "Number of Cancer, Diabetes & Heart Disease Deaths per 100,000 Population by Gender". 2017.
¹⁹America's Health Rankings. Senior Report. "Hospital Readmissions". 2019.